

1-745498-5 ✓ ACTIVE

AMPLIMITE | AMPLIMITE HDE

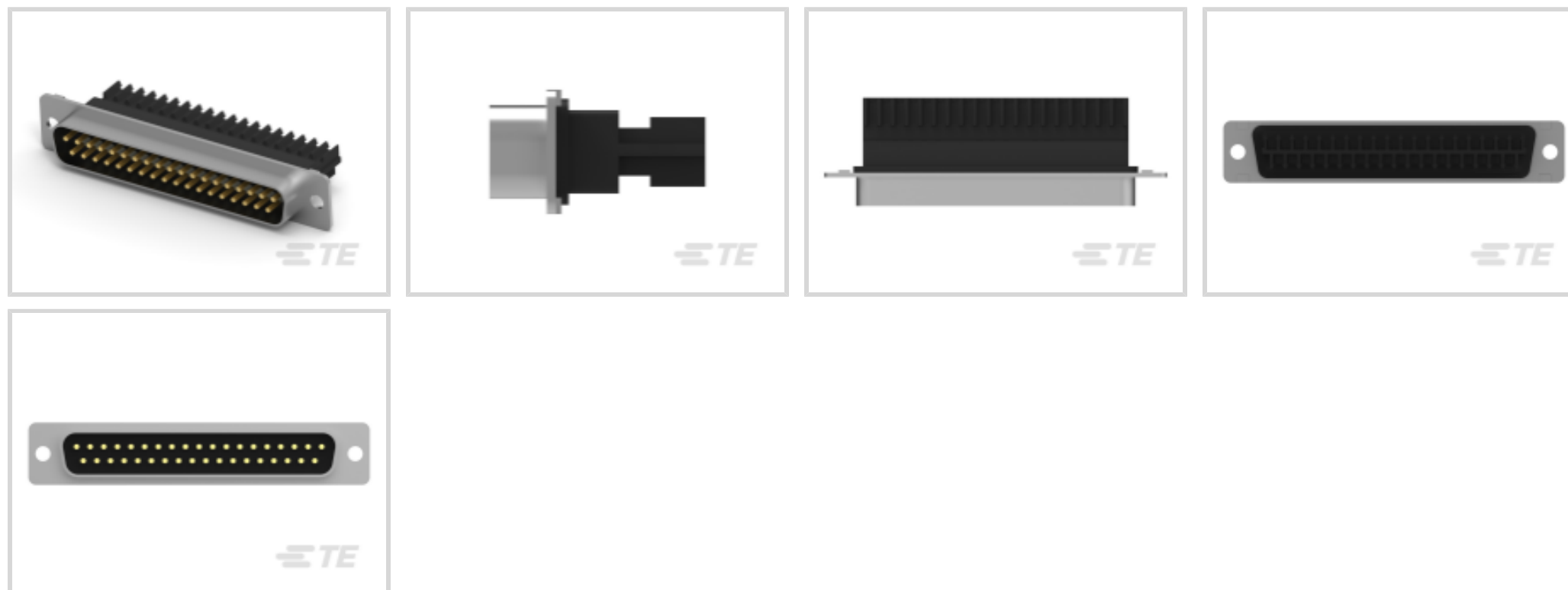
TE Internal #: 1-745498-5

IDC D-Sub Connectors, Plug, 26 – 22 AWG Solid Wire Size,
Shielded, Wire-to-Wire, 37 Position, 1.38 mm [.054 in] Centerline, 2
Row, AMPLIMITE HDE

[View on TE.com >](#)



Connectors > D-Shaped Connectors > D-Sub Connectors > IDC D-Sub Connectors > IDC D-Sub: Plug Assembly, Wire to Wire, Signal, 2.77 mm



Connector & Housing Type: **Plug**

Solid Wire Size: **26 – 22 AWG**

Shielded: **Yes**

Connector System: **Wire-to-Wire**

Number of Positions: **37**

[All IDC D-Sub: Plug Assembly, Wire to Wire, Signal, 2.77 mm \(21\)](#)

Features

Product Type Features

Grade	Standard
Grounding Indents	With
Shell Type	Full Metal Shell
Connector & Housing Type	Plug
Connector System	Wire-to-Wire
Connector Product Type	Connector Assembly
D-Sub Shell Size	4
Connector & Contact Terminates To	Wire & Cable

Configuration Features

Number of Positions	37
Number of Rows	2
Compatible With Wire & Cable Type	Discrete Wire, Round Jacketed Cable



Body Features

Color	Black
Shell Material	Steel
Insert Material	Thermoplastic
Shell Plating Material	Tin

Contact Features

PCB Termination Area Plating Finish	Matte
Contact Type	Pin
D-Sub Contact Size	20
Contact Current Rating (Max)	2.4 A

Mechanical Attachment

Mating Connector Lock	With
Mounting Angle	Straight
Mating Connector Lock Type	Mounting Holes
Connector Mounting Type	Cable Mount (Free-Hanging)

Housing Features

Enclosure	Without
Centerline (Pitch)	1.38 mm [.054 in]

Dimensions

Solid Wire Size	26 – 22 AWG
Wire Size	.15 – .4 mm ²

Usage Conditions

Operating Temperature Range	-55 – 105 °C [-67 – 221 °F]
-----------------------------	-----------------------------

Operation/Application

Shielded	Yes
Circuit Application	Signal

Industry Standards

Insert Flammability Rating	UL 94V-0
----------------------------	----------

Packaging Features

Packaging Method	Package
Packaging Quantity	56



Other

Comment	Connectors can be made available with clinch nuts, contact AMP Incorporated, Individual conductor strands should be larger than 0.127 in. [.005] diameter.
---------	--

Product Compliance

For compliance documentation, visit the product page on TE.com>

EU RoHS Directive 2011/65/EU	Compliant
EU ELV Directive 2000/53/EC	Compliant
China RoHS 2 Directive MIIT Order No 32, 2016	No Restricted Materials Above Threshold
EU REACH Regulation (EC) No. 1907/2006	Current ECHA Candidate List: JUNE 2022 (224) Candidate List Declared Against: JUNE 2022 (224) Does not contain REACH SVHC
Halogen Content	Not Low Halogen - contains Br or Cl > 900 ppm.
Solder Process Capability	Not applicable for solder process capability

Product Compliance Disclaimer

This information is provided based on reasonable inquiry of our suppliers and represents our current actual knowledge based on the information they provided. This information is subject to change. The part numbers that TE has identified as EU RoHS compliant have a maximum concentration of 0.1% by weight in homogenous materials for lead, hexavalent chromium, mercury, PBB, PBDE, DBP, BBP, DEHP, DIBP, and 0.01% for cadmium, or qualify for an exemption to these limits as defined in the Annexes of Directive 2011/65/EU (RoHS2). Finished electrical and electronic equipment products will be CE marked as required by Directive 2011/65/EU. Components may not be CE marked. Additionally, the part numbers that TE has identified as EU ELV compliant have a maximum concentration of 0.1% by weight in homogenous materials for lead, hexavalent chromium, and mercury, and 0.01% for cadmium, or qualify for an exemption to these limits as defined in the Annexes of Directive 2000/53/EC (ELV). Regarding the REACH Regulation, the information TE provides on SVHC in articles for this part number is based on the latest European Chemicals Agency (ECHA) 'Guidance on requirements for substances in articles' posted at this URL: <https://echa.europa.eu/guidance-documents/guidance-on-reach>

Compatible Parts






TE Part # CAT-025-DRAVS4277
D-Sub Receptacle Assembly: Vertical, Shell Size 4, 2.77mm



TE Part # 58074-1
MTA 50/100/156 MANUAL TOOL FRAME



TE Part # 5-747917-2
37 Rcpt Solder Cup, Gold Flash



TE Part # 5745174-2
CABLE CLAMP KIT, SZ 4, .575



TE Part # 5745174-4
CABLE CLAMP KIT, SZ 4, .425



TE Part # 5748676-4
DIE CAST CBL CLMP KIT, SZ 4




TE Part # 5745174-1
CABLE CLAMP KIT, SZ 4



TE Part # 5745174-3
CABLE CLAMP KIT, SZ 4, .500



TE Part # 5747100-3
CABLE CLAMP KIT, SZ 4



TE Part # 5747100-1
CABLE CLAMP KIT, SZ 4




TE Part # 173204-1
37P PLUG HSG HDE-20 AMPLIMITE4




TE Part # 2-1393480-0
V23529B1121B237=SUB D FEDERLEI




TE Part # 3-1392010-7
V23529B1225B237=SUB D FEDERLEI



TE Part # 5745174-5
CABLE CLAMP KIT, SZ 4




TE Part # 2-5745174-7
CABLE CLAMP KIT, SZ 4




TE Part # 5747100-7
CABLE CLAMP KIT, SZ 4

Also in the Series | **AMPLIMITE HDE**




Crimp D-Sub Connectors(1)



D-Sub Connector Contacts(13)



IDC D-Sub Connectors(75)



Insertion & Extraction Tools(2)

Documents



Product Drawings

[37 HDE MS PLUG,22-26,LEAD FREE](#)

English

CAD Files

Customer View Model

[ENG_CVM_1-745498-5_T.2d_dxf.zip](#)

English

Customer View Model

[ENG_CVM_1-745498-5_T.3d_igs.zip](#)

English

Customer View Model

[ENG_CVM_1-745498-5_T.3d_stp.zip](#)

English

[3D PDF](#)

English

By downloading the CAD file I accept and agree to the [Terms and Conditions](#) of use.

Datasheets & Catalog Pages

[AMPLIMITE Subminiature D Connectors - Cable Connectors](#)

English

[AMPLIMITE Cable Connectors and Shielding Hardware Kits QRG](#)

English

Product Specifications

[Application Specification](#)

English

Instruction Sheets

[Instruction Sheet \(U.S.\)](#)

English

Agency Approvals

[UL Report](#)

English
